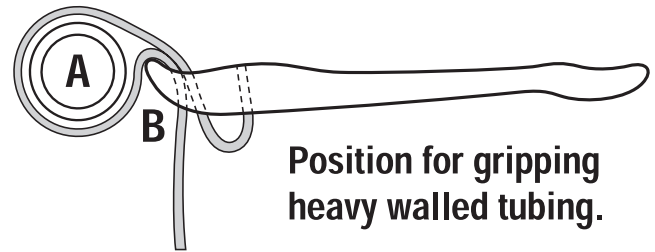
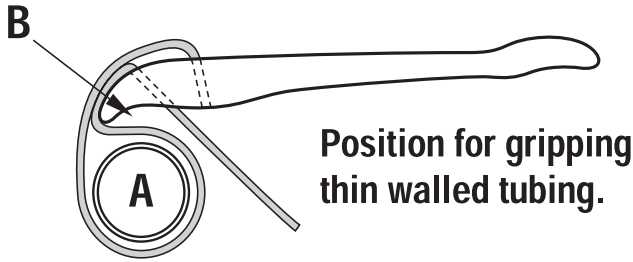




PIPE TOOLS & VISES
SINCE 1896

Strap Wrench Operating Instructions



The picture above — along with the directions below — explain how to operate the Strap Wrench for turning in a clockwise rotation. For counterclockwise operation, simply reverse the handle 180°.

Thread the strap as pictured above with the item you wish to turn in the area marked “A.” Adjust the strap until the item to be turned rests 1/4” to 1/2” below the curved portion of the handle, as marked by “B.” Turn the handle in the clockwise direction. It should not be necessary to hold the strap when it is positioned correctly in the handle. Readjust for a new bite when necessary.

Catalog Number	Item Code	Pipe Capacity		Tube Capacity	
		Inches- Nom	Actual Ø mm	Actual Inches	Actual Ø mm
SW12A	02248	1/8 - 2	10 - 63	3 1/2	90
SW12A30	02247	1/8 - 5	10 - 127	7 1/2	190
SW18A	02249	1 - 5	33 - 127	6	150
SW18A48*	02255	1 - 12	33 - 305	12	300
SW24A	02250	2 - 12	60 - 324	14	350
SW24A72	02236	2 - 18	60 - 457	20	508

***Caution: Do not use this wrench beyond its pipe or tube capacity.**

Reed Manufacturing Company
1425 West 8th Street
Erie, PA 16502 USA



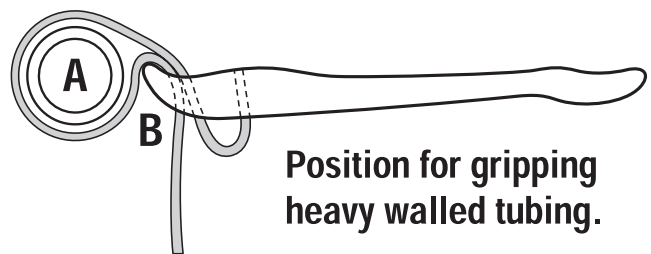
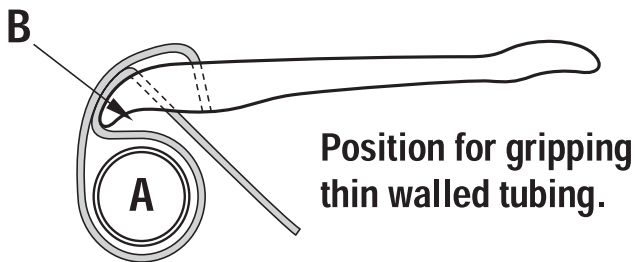
Phone: 800-666-3691 or 814-452-3691
Fax: 800-456-1697 or 814-455-1697
www.reedmfgo.com

1117-50637



PIPE TOOLS & VISES
SINCE 1896

Strap Wrench Operating Instructions



The picture above — along with the directions below — explain how to operate the Strap Wrench for turning in a clockwise rotation. For counterclockwise operation, simply reverse the handle 180°.

Thread the strap as pictured above with the item you wish to turn in the area marked “A.” Adjust the strap until the item to be turned rests 1/4” to 1/2” below the curved portion of the handle, as marked by “B.” Turn the handle in the clockwise direction. It should not be necessary to hold the strap when it is positioned correctly in the handle. Readjust for a new bite when necessary.

Catalog Number	Item Code	Pipe Capacity		Tube Capacity	
		Inches- Nom	Actual Ø mm	Actual Inches	Actual Ø mm
SW12A	02231	1/8 - 2	10 - 63	3 1/2	90
SW12A30	02232	1/8 - 5	10 - 127	7 1/2	190
SW18A	02233	1 - 5	33 - 127	6	150
SW18A48*	02234	1 - 12	33 - 305	12	300
SW24A	02235	2 - 12	60 - 324	14	350
SW24A72	02236	2 - 18	60 - 457	20	508

***Caution: Do not use this wrench beyond its pipe or tube capacity.**

Reed Manufacturing Company
1425 West 8th Street
Erie, PA 16502 USA



Phone: 800-666-3691 or 814-452-3691
Fax: 800-456-1697 or 814-455-1697
www.reedmfgo.com

1117-50637